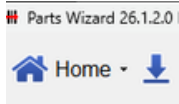


## Table of Contents

- Ford and GM Automatic UPC Updates
- Manual UPC Updates
- Automatic UPC Updates



Please note this is for Parts Wizard version 26.1.2 or newer

Your Parts Wizard version can be found in the top left, directly above the Home button.

## Ford and GM Automatic UPC Updates

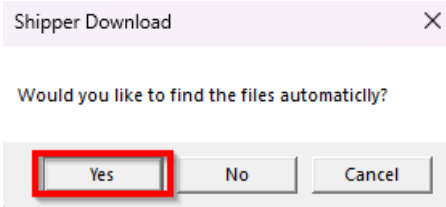
**In Parts Wizard you have the ability to manually or automatically input UPCs and assign them to your DMS part numbers**

1. Open up Parts Wizard and **click Update** in the blue navigation panel on the left side, towards the bottom left

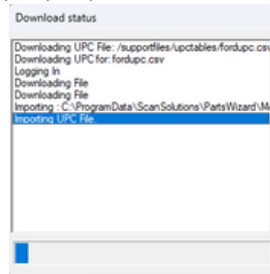


2. Based on the manufacturer you order, update the correlating UPCs table. **If Ford, update Ford UPCs and if GM, update GM UPCs.**

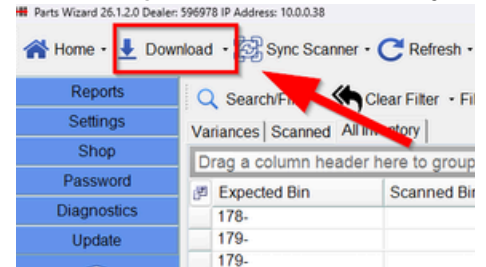
3. **Click 'Yes'** on the following pop-up asking if you would like to find the files automatically



4. Wait for the Download status popup box to disappear



5. Perform a **new full inventory download** and sync



6. Your UPCs will now display in a new column labeled 'UPC' in the All Inventory and All Orders report and when scanning a barcode with that UPC number, Parts Wizard will recognize that as the appropriate part in the DMS.

Expected Bin	Scanned Bin	Part Number	PNC	Description	On Hand	PackQty	Scanned	Error	Group	UnitCost	Price	Mfg	UPC
143-	84732162		84309732	N-COVER (16069-CT)	1	1	0	1	16069	\$51.30	\$51.30	GM	84732161
238-	23406416			N-COVER (10186-CT)	1	1	0	1	10186	\$55.27	\$55.27	GM	84305415
261-	22717000			SL-N-PIPE (86602-PC)	0	1	0	0	86602	\$67.63	\$0.00	GM	808709995159
MR11-	20768575			SL-N-ADJUSTER (05537-CT)	0	1	0	0	05537	\$59.32	\$0.00	GM	808709994527
222-	15209918			SL-N-BOOT KIT (06061-BPCKT)	0	1	0	0	06061	\$46.14	\$0.00	GM	808709992852
MR11-	15117943			SL-N-PIPE (03163-CT)	0	1	0	0	03163	\$144.35	\$0.00	GM	808709996417
168-	12650069			SL-N-TUBE (01762-CT)	1	1	0	1	01762	\$50.27	\$50.27	GM	808709991588
216-	12659653			SL-N-CLAMP (03330-CKT)	1	1	0	1	03330	\$2.74	\$2.74	GM	808709991496
162-	84610427	23406971		SL-N-MODULE KIT (03107-BC)	0	1	0	0	03107	\$95.25	\$0.00	GM	808709989967
120-	12697967			SL-N-PUMP (03900-CT)	0	1	0	0	03900	\$153.09	\$0.00	GM	808709989837
111-	12697047			SL-N-VALVE (00736-CKT)	1	1	0	1	00736	\$28.70	\$28.70	GM	808709989620
246-	92139090		12674612	SL-N-BOLT (05383-PCKT)	0	1	0	0	05383	\$25.74	\$0.00	GM	808709985495
131-	90121202			SL-N-RING (06061-BPCKT)	1	1	0	1	06061	\$3.64	\$3.64	GM	808709985419
226-	15638098			SL-N-RETAINER (03162-BOPCKT)	0	1	0	0	03162	\$4.10	\$0.00	GM	808709981459
211-	12474081		26079718	SL-N-CLAMP (05506-CT)	0	1	0	0	05506	\$4.73	\$0.00	GM	808709980063
MR11-	11612107			SL-N-BOLT (06509-C)	0	1	0	0	06509	\$4.10	\$0.00	GM	808709979876
MR11-	11562000			SL-N-BOLT (06509-CT)	0	1	0	0	06509	\$7.75	\$0.00	GM	808709979807
219-	13528307		13597528	SL-N-LATCH (10470-BCKT)	0	1	0	0	10470	\$94.55	\$0.00	GM	808709979794
137-	13528305		13597530	N-LATCH (10470-BCKT)	0	1	0	0	10470	\$90.00	\$0.00	GM	808709978787
205-	84632550			SL-N-CONDENSER (09190-CT)	0	1	0	0	09190	\$117.02	\$0.00	GM	808709978473
205-	84621302		84537373	SL-N-CONDENSER (09190-CT)	0	1	0	0	09190	\$125.02	\$0.00	GM	808709978145
137-	13528250			N-LATCH (10473-BCKT)	0	1	0	0	10473	\$91.80	\$0.00	GM	808709977582

## Manual UPC & Cross-Reference Updating

If you would like to manually add UPCs and assign it to a part number, here's how you would do that:

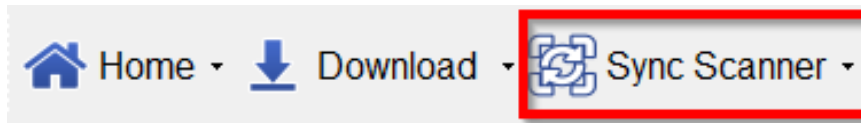
*Keep in mind that you can only assign one UPC to one part. Meaning a part number can never have multiple UPC's attached to it*

1. **Double-click** the cell within the UPC column according to the part number row you want to adjust.

**Type in the UPC number** and **hit Enter**

Expected Bin	Scanned Bin	Part Number	PNC	Description	On Hand	PackQty	Scanned	Error	Group	UnitCost	Price	Mtg	UPC
178-		88865907		N-OIL (08800-BOPCK)	0	1008	0	0	08800				
179-		88865549		N-FLUID (08800-BOPCK)	25	1008	0	25	08800				
179-		19432319	88865907	N-OIL (08800-BOPCK)	7	1008	0	7	08800				
KEY-	'NS'	1154604		SL-N-KEY (02187-BOPCKT)	0	50	1	-1	02187				
KEY-		1154605		SL-N-KEY (02187-BOPCKT)	0	50	0	0	02187	\$2.28	\$0.00	GM	
KEY-		1154606		SL-N-KEY (02187-BOPCKT)	0	50	0	0	02187	\$2.10	\$0.00	GM	1234567891011
KEY-		12390306		SL-N-KEY (02187-BOPC)	0	50	0	0	02187	\$2.12	\$0.00	GM	
211-		11561216	2436165	SL-N-WASHER (08929-BOPCKT)	0	25	0	0	08929	\$1.08	\$0.00	GM	
109-		88909785	12094010	SL-N-FUSE (08965-BOPCKT)	0	25	0	0	08965	\$0.50	\$0.00	GM	021625226316
230-		20064875	11571159	N-RETAINER (08950-BOPCKT)	21	25	0	21	08950	\$3.49	\$73.29	GM	
109C-		88861352	88909755	SL-N-FUSE (08965-BOPCKT)	12	25	0	12	08965	\$1.90	\$22.80	GM	707773256770
109C-		88909754		SL-N-FUSE (08965-BOPCKT)	21	25	0	21	08965	\$2.38	\$49.98	GM	021625226187
177-		12377967		N-FLUID (08800-BOPCKT)	0	24	0	0	08800	\$5.07	\$0.00	GM	
177-		12378254		N-LUBRICANT (08800-BOPCKT)	0	24	0	0	08800	\$3.07	\$0.00	GM	
177-		19299818	88862806	N-FLUID (08800-BOPCKT)	0	24	0	0	08800	\$4.87	\$0.00	GM	
PROUP-		19302058		N-NUT PKG (05813-BCKT)	0	24	0	0	05813	\$7.50	\$0.00	GM	808799526933
188-		12378390		N-COOLANT (08800-BOPCKT)	299	24	0	299	08800	\$8.49	\$2,538.51	GM	707773844106
188-		12378560	1052753	N-COOLANT (08800-BOPCKT)	4	24	0	4	08800	\$11.30	\$45.20	GM	707773844076

2. **Synchronize** the scanner

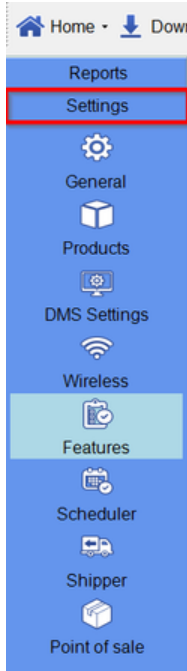


*Please note: if you have more than one scanner you will need to resynchronize those scanners after the UPC update so that those changes reflect properly on them as well.*

## Automatic UPC Updates

You can setup Parts Wizard to automatically update any new GM and/or Ford UPC's that we add to our global list by doing the following:

1. **Click on settings** in the blue navigation pane



2. **Click on Features**



3. Depending on your need, **check the box for GM UPC or Ford UPC**

Price Label Printer:  ...

Empty Bin Name:

Bin tag offset:

Print SOR Sheets for RO's only

Remove bin location right most digit

Don't post blank shippers

Print SOR for ALL SOR Numbers

Clear Inventory on Order download

Don't post PNC Scans

GM UPC

Ford UPC

Debug

Print Bin Tags without top and bottoms strips

Non Man Parts

Print manufacturer code on price labels

Auto Backup

Auto Diags

Auto Bin Change Posting

Post Order Number With Shippers

Sync options:  ActiveSync  WIFI  File System

Scann Printer Type:  Zebra  SATO

Data Sync: Master Partswizard IP:  Port:

4. **Click Apply**

*When you open up Parts Wizard, it will automatically check for any new UPCs, add them if there are any, and then open up Parts Wizard.*